

Class I Shares
CPITX
Class A Shares
CPATX
Class C Shares
CPCTX

FUND STRATEGY

The Counterpoint Tactical Income Fund aims to provide absolute returns in a stable or recovering market environment and seeks to preserve investment capital in times of economic uncertainty. The Fund uses algorithmic trend-following decision tools to determine when to buy and sell mutual funds and ETFs of high yielding bonds, low duration treasuries, and cash equivalents.

PORTFOLIO MANAGERS

MICHAEL KRAUSE, CFA
JOHN KOUDSI, CFP

FUND STATISTICS

Inception Date: **December 4, 2014**

CUSIPS
66538G 742 (A)
66538G 734 (C)
66538G 759 (I)

Assets under management (AUM): **\$384.9 million**

Trailing Twelve Month Yield: **3.85%**

Monthly standard deviation: **1.1%**

Sharpe Ratio: **2.0**

Correlation:
Barclays Aggregate **0.31** / High Yield Index **0.70**

Beta:
Barclays Aggregate **0.39** / High Yield Index **0.44**

Best Month: **2.97%**

Worst Month: **-1.16%**

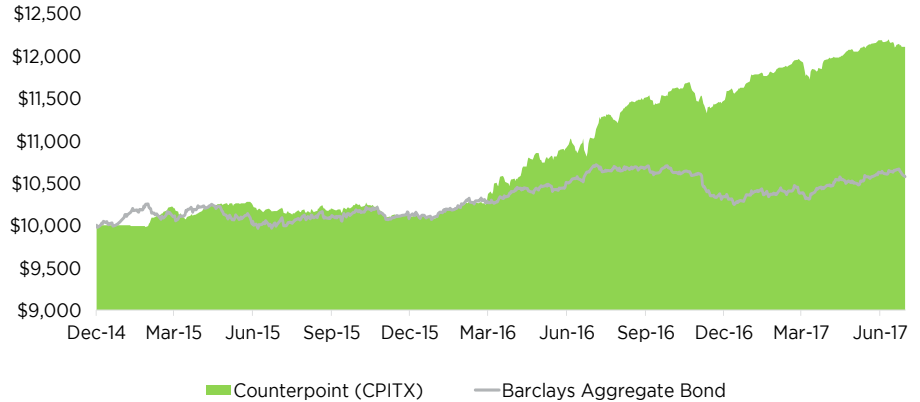
TOP 5 HOLDINGS

US Treasury N/B 1.875% 3/31/2022	11.00%
MainStay HY Corporate Bond Fund	10.82%
Treasury Bill 06/21/2018	10.40%
iBoxx HY Index Dec17	9.41%
Transamerica High Yield Bond	7.75%

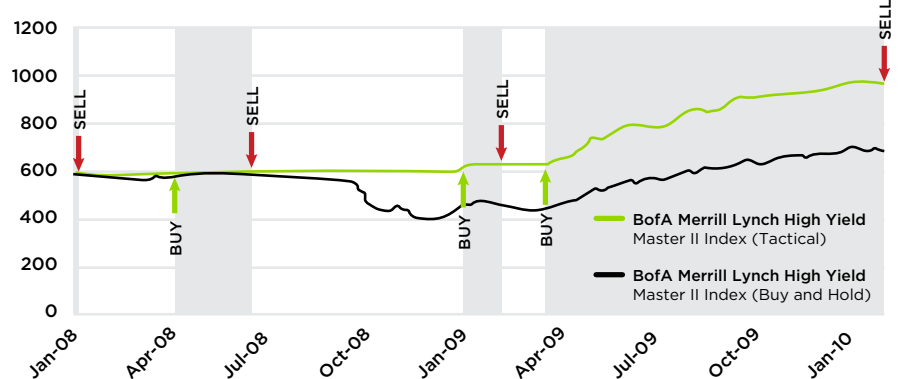
Holdings are subject to change and should not be considered investment advice

PERFORMANCE SINCE INCEPTION

As of June 30th, 2017

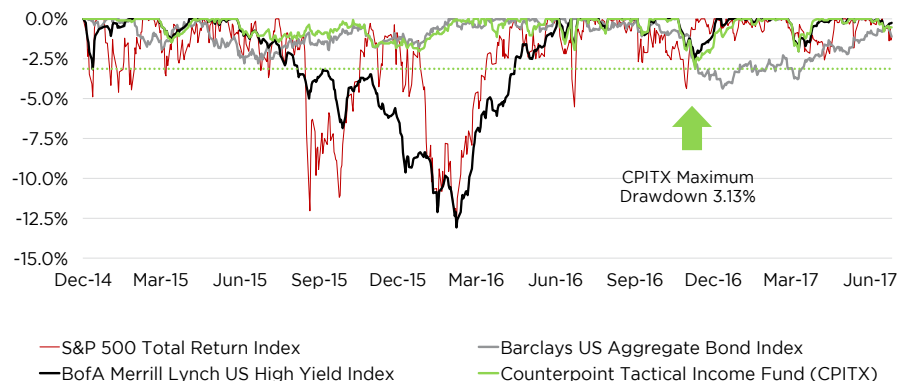


TACTICAL VERSUS PASSIVE



The above example depicts a potential difference between tactical and "buy and hold" passive investment approaches. The Tactical result is not actual historic realized performance of the Tactical Income Fund's algorithm. It is an example of the hypothetical result from alternating in a binary manner between holding cash or being invested in funds that track the BofA Merrill Lynch High Yield Master II, a non-tradeable index that reflects the total return of the broad market for high yield bonds. Investors cannot directly invest in an index; unmanaged index returns do not reflect any fees, expenses or sales charges.

DRAWDOWNS SINCE INCEPTION



FUND PERFORMANCE	Total Annualized Return Since Fund Inception	Year to Date	1 Year	Standard Deviation (Annualized)	Correlation to Barclays US Aggregate Bond Index
CPITX	7.73%	3.69%	10.04%	3.24%	0.06
CPATX - Without Sales Load	7.52%	3.59%	9.80%	3.24%	0.05
CPATX - With Sales Load (4.5%)	5.61%	-1.07%	4.86%	3.24%	0.05
CPCTX	6.79%	3.16%	9.00%	3.24%	0.05
Barclays US Aggregate Bond Index	2.34%	2.42%	-0.17%	3.39%	

As of June 30th, 2017

QUARTERLY PERFORMANCE	Q1	Q2	Q3	Q4	Annual	Barclays Aggregate Bond
2015	1.38%	0.29%	0.70%	-1.58%	0.76%	0.55%
2016	4.63%	4.36%	5.19%	0.88%	15.88%	2.65%
2017	2.33%	1.33	-	-	3.69%	2.27%
			Annualized Return		7.94%*	2.19%

* The full quarter annualized return does not include the monthly return from December 2014 (fund inception).
CPITX - As of June 30th, 2017

DEFINITIONS

Standards deviation is a measure of dispersion of returns from its mean return. Higher deviation represents higher volatility. **Sharpe Ratio** is a risk-adjusted measure of a fund's performance that indicates a fund's return per unit of risk, defining risk as volatility (standard deviation). **Correlation** is a statistical measure of how two securities move in relation to each other. **Beta** is a measure of the fund's sensitivity to market movements. Beta greater than 1 is more volatile than the market; beta lower than 1 is less volatile than the market.

DISCLOSURES

The performance data displayed here represents past performance, which is no guarantee of future results. The investment return and principal value of an investment will fluctuate so that investor's shares, when redeemed, may be worth more or less than their original cost. The Fund's investment adviser has contractually agreed to reduce its fees and/or absorb expenses of the Fund, at least until January 31, 2017 to ensure that the net annual fund operating expenses will not exceed 1.75%, 2.00%, and 2.75% for I, A, and C shares respectively, subject to possible recoupment from the Fund in future years. Without these waivers, the Fund's total annual operating expenses inclusive of estimated annual Acquired Fund Expenses would be 2.37%, 2.62%, and 3.37% for I, A, and C shares respectively. Please review the fund's prospectus for more information regarding the fund's fees and expenses. A shares (CPATX) have a Front-End Sales Charge (commission or "load") of 4.50%, with lower rates for accounts over \$25,000, and 12b-1 distribution fee of 0.25% per year. Please review the fund's prospectus for more information regarding the fund's fees and expenses. For performance information current to the most recent month-end, please call toll-free 844-273-8637. The Barclays US Aggregate Bond Index is made up of the Barclays US Government/Corporate Bond Index, Mortgage-Backed Securities Index, and Asset-Backed Securities Index, including securities that are of investment grade quality or better, have at least one year to maturity, and have an outstanding par value of at least \$100 million. As it is not possible to invest in the index the data shown does not reflect or compare features of an actual investment, such as its objectives, costs and expenses, liquidity, safety, guarantees or insurance, fluctuation of principal or return, or tax features.

Mutual Funds involve risk including the possible loss of principal. The use of leverage by the Fund or an Underlying Fund, such as borrowing money to purchase securities or the use of derivatives, will indirectly cause the Fund to incur additional expenses and magnify the Fund's gains or losses. Derivative instruments involve risks different from, or possibly greater than, the risks associated with investing directly in securities and other traditional investments. There is a risk that issuers and counterparties will not make payments on securities and other investments held by the Fund, resulting in losses to the Fund. The Fund may invest in high yield securities, also known as "junk bonds." High yield securities provide greater income and opportunity for gain, but entail greater risk of loss of principal. Past performance is no guarantee of future results. There is no assurance the Funds will meet their stated objectives.

Investors should carefully consider the investment objectives, risks, charges and expenses of the Counterpoint Tactical Income Fund. This and other important information about the Fund is contained in the prospectus, which can be obtained at counterpointmutualfunds.com or by calling 844-273-8637. The prospectus should be read carefully before investing. The Counterpoint Tactical Income Fund is distributed by Northern Lights Distributors, LLC member FINRA/SIPC. 4532-NLD-7/6/2017

CONTACT INFO

Counterpoint Mutual Funds, LLC
12760 High Bluff Drive, Suite 280
San Diego, CA 92130

844-273-8637

CounterpointMutualFunds.com